



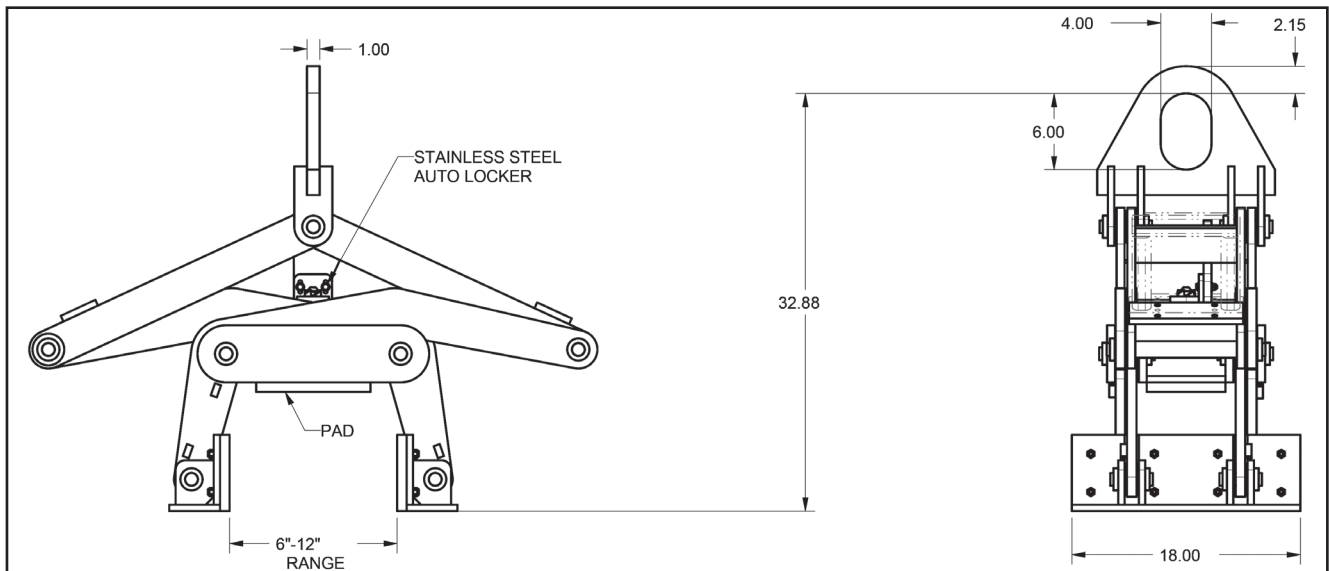
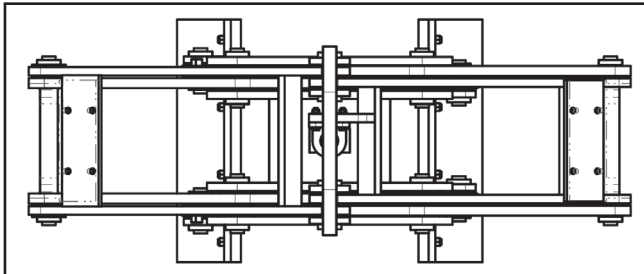

THE LIFTING EXPERTS

(800) 878-7305 www.RentLGH.com Rentals@RentLGH.com

Barrier Grabs | 9,000 Lbs. | BLG | Adjustable Barrier Grab

Product Features:

- Manufactured to exceed all ASME B30.20 and OSHA regulations
- Durable construction ideally suited to jobsite or warehouse use
- Made in U.S.A.
- Heavy-duty design for outdoor environments where barriers are commonly used
- Stainless steel indexing latch mechanism
- Rugged gripping pads swivel to conform to load
- Indexing latch mechanism uses gravity to cause barrier lifter tongs to close tightly
- Indexing latch mechanism also releases the barrier from the tongs
- Large lifting eye accommodates crane hook
- Handles barriers with 6" to 12" width at the top of the barrier
- 9,000 pound capacity



All specifications and data relating to capacity, function, performance, size, purpose, or design have been provided by the manufacturer. They have not been independently verified by LGH and LGH makes no representation or warranty as to their accuracy or completeness.

spec sheet 067
October 04, 2023 03:45 PM